

GSW200V



Main Features

Frequency	Hz	50
Voltage	V	400
Power factor	cos ϕ	0.8
Phase		3

Power Rating

Standby power LTP	kVA	196.00
Standby power LTP	kW	156.80
Prime power PRP	kVA	179.02
Prime power PRP	kW	143.22

Ratings definition (According to standard ISO8528 1:2005)

PRP - Prime Power:

It is defined as being the maximum power which a generating set is capable of delivering continuously whilst supplying a variable electrical load when operated for an unlimited number of hours per year under the agreed operating conditions with the maintenance intervals and procedures being carried out as prescribed by the manufacturer. The permissible average power output over 24 h of operation shall not exceed 70 % of the prime power.

LTP - Limited-Time running Power:

It is defined as the maximum power available, under the agreed operating conditions, for which the generating set is capable of delivering for up to 500 h of operation per year (whose no more than 300 for continuative use) with the maintenance intervals and procedures being carried out as prescribed by the manufacturers. No overload capability is available.

Engine specifications

Engine manufacturer	Volvo	
Model	TAD752GE	
[50Hz] Exhaust emission level	Stage IIIA	
Engine cooling system	Water	
Nr. of cylinder and disposition	6 in line	
Displacement	cm ³	7150
Aspiration	Turbocharged intercooled	
Speed governor	Electronic	
Prime gross power PRP	kW	166
Maximum gross power LTP	kW	184
Oil capacity	l	34
Coolant capacity	l	23.1
Fuel	Diesel	
Specific fuel consumption @ 75% PRP	g/kWh	216
Specific fuel consumption @ PRP	g/kWh	205
Starting system	Electric	
Starting engine capability	kW	5
Electric circuit	V	24



ENGINE EQUIPMENT

Standards

The engine performance corresponds to ISO 3046, BS 5514 and DIN 6271. Ratings are based on ISO 8528. Engine speed governing in accordance with ISO 3046/IV, class A1 and ISO 8528-5 class G3

Engine and block

- Optimized cast iron cylinder block with optimum distribution of forces
- Keystone top compression rings for long service life
- Replaceable valve guides and valve seats

Fuel system

- Common rail
- Engine mounted fuel pre-filter with water separator
- Fine fuel filter of cartridge insert type
- Gear driven fuel feed pump

Lubrication system

- Rotary displacement oil pump driven by the crankshaft
- Deep front oil sump ,Oil filler on top, Oil dipstick, short in front
- Integrated full flow oil cooler, side-mounted

Cooling system

- Belt driven, maintenance-free coolant pump with high degree of efficiency
- Efficient cooling with accurate coolant control through a water distribution duct in the cylinder block
- Reliable thermostat with minimum pressure drop

Intake and exhaust system

- Two-stage air filter, with cyclone

Alternator Specifications

Alternator	Mecc Alte	
Model	ECO38-1S	
Voltage	V	400
Frequency	Hz	50
Power factor	cos ϕ	0.8
Poles	4	
Type	Brushless	
Standard AVR	DSR	
Voltage tolerance	%	1
Efficiency @ 75% load	%	92.6
Class	H	
IP protection	23	




Mechanical structure

Robust mechanical structure which permits easy access to the connections and components during routine maintenance check-ups.

Voltage regulator

Voltage regulation with DSR. The digital DSR controls the range of voltage, avoiding any possible trouble that can be made by unskilled personnel. The voltage accuracy is $\pm 1\%$ in static condition with any power factor and with speed variation between 5% and +30% with reference to the rated speed.



Windings / Excitation system

Generator stator is wound to 2/3 pitch. This eliminates triplen (3rd, 9th, 15th ...) harmonics on the voltage waveform and is found to be the optimum design for trouble-free supply of non-linear loads. The 2/3 pitch design avoids excessive neutral currents sometimes seen with higher winding pitches. MAUX (Standard): The MAUX MeccAlte Auxiliary Winding is a separate winding within the main stators that feeds the regulator. This winding enables to take an overload of 300% forced current (short circuit maintenance) for 20 seconds. This is ideal for motor starting requirements.

Insulation / Impregnation

Insulation is of class H standard. Impregnation is made with premium tropicalised epoxy resins by dipping and dripping. High voltage parts are impregnated by vacuum, so the insulation level is always very good. In the high-power models, the stator windings undergo a second insulation process. Grey protection is applied on the main and exciter stator to give enhanced protection.


Reference standards

Alternator manufactured according to , and complies with , the most common specification such as CEI 2-3, IEC 34-1, EN 60034-1, VDE 0530, BS 4999-5000, CAN/CSA-C22.2 No14-95-No100-95.

Genset equipment


BASE FRAME MADE OF WELDED STEEL PROFILE, COMPLETE WITH:

- Anti-vibration mountings properly sized
- Welded or Screwed support legs. (according to canopy size)



PLASTIC FUEL TANK WITH THE FOLLOWING COMPONENT:

- Filler neck
- Air breather (ventilation pipe)
- Minimum fuel level sensor



OIL DRAINING PIPE WITH CAP:

- Oil draining facilities



ENGINE COMPLETE WITH:

- Battery
- Liquids (no fuel)

CANOPY:

- Soundproof canopy made up of modular panels, realized with zinc plated steel as treatment against corrosion and aggressive conditions, properly fixed and sealed allowing a full weatherproof enclosure.
- Easy access to the genset for maintenance purposes thanks to: Wide lateral access doors fixed by stainless steel hinges and provided with plastic lockable handles; Detachable panels, with screws holes protected by rubber tap.
- Control panel protection door provided with suitable window and lockable handle.
- Lateral air inlet opening properly protected and soundproofed. Exhaust air outlet from the roof, trough wet section protected by proper grid.
- Single detachable lifting eye placed on the roof.



SOUNDPROOF:

- Noise attenuation thanks to soundproofing material
- Efficient residential silencer placed inside the canopy



Dimensional data

Length	(L) mm	3400
Width	(W) mm	1250
Height	(H) mm	1980
Dry weight	Kg	2540
Fuel tank capacity	l	350
Fuel tank material		Plastic



Autonomy

Fuel consumption @ 75% PRP	l/h	32.66
Fuel consumption @ 100% PRP	l/h	40.51
Running time @ 75% PRP	h	10.72
Running time @ 100% PRP	h	8.64

Noise level

Guaranteed noise level (LWA)	dB(A)	94
Noise pressure level @ 7 m	dB(A)	65



Installation data

Exhaust gas flow @ PRP	m ³ /min	29.2
Exhaust gas temperature @ LTP	°C	450

Electrical Data

Battery capacity	Ah	140
MAX current	A	282.91
Circuit breaker	A	320

Control panel availability

AUTOMATIC CONTROL PANEL	ACP
MODULAR PARALLEL PANEL	MPP

ACP - Automatic control panel

Mounted on the genset, complete with digital control unit for monitoring, control and protection of the generating set, protected through door with lockable handle

DIGITAL INSTRUMENTATION

- Generating set voltage (3 phases)
- Mains voltage
- Generating set frequency
- Generating set current (3 phases)
- Battery voltage
- Power (kVA - kW - kVAr)
- Power factor Cos ϕ
- Hours-counter
- Engine speed r.p.m.
- Fuel level (%)
- Engine temperature (depending on model)

COMMANDS AND OTHERS

- Four operation modes: OFF - Manual starting - Automatic starting - Automatic test
- Pushbutton for forcing Mains contactor or Genset contactor
- Push-buttons: start/stop, fault reset, up/down/page/enter selection
- Remote starting availability
- DC system disconnection switch
- Acoustic alarm
- Automatic battery charger
- RS232 Communication port
- Settable PASSWORD for protection level

PROTECTIONS WITH ALARM

- Engine protections: low fuel level, low oil pressure, high engine temperature
- Genset protections: under/over voltage, overload, under/over frequency, starting failure, under/over battery voltage

PROTECTIONS WITH SHUTDOWN

- Engine protections: low fuel level, low oil pressure, high engine temperature
- Genset protection: under/over voltage, overload, under/over battery voltage, battery charger failure
- Circuit breaker protection: III poles
- Earth Fault included in the control unit

OTHERS PROTECTIONS

- Emergency stop button
- Panel protected through door with lockable handle

OUT PUT PANEL ACP

Power cables connection to Circuit Breaker.	
Predisposed for remote control optional:	RCG
External Terminal Board (ETB)	Optional
Socket kit	Optional



CONTROL SIGNALS
TO LTS PANEL

MPP - Modular parallel panel

Mounted on the genset, complete with digital control unit IG-NTC for monitoring, control, protection and load sharing for both single and multiple gen-sets operating in standby or parallel modes (up to 32 gen-sets in island).

DIGITAL INSTRUMENTATION (through IG-NTC control unit)

- Mains: voltage, Intensity, Frequency.
- Mains kW - kVAr -Power factor Cos f.
- Generating set voltage (3 phases).
- Generating set frequency.
- Generating set current (3 phases).
- Generating set Power (kVA - kW - kVAr).
- Generating set Power factor Cos f.
- Generating set kWh and kVAh.
- Battery voltage.
- Hours-counter.
- Engine speed r.p.m.
- Fuel level (%).
- Engine temperature (depending on model).
- Oil pressure (depending on model).

COMMAND AND OTHERS

- Graphical display 128x64 pixels.
- Operation modes: OFF - AMF function - Single Parallel to mains Island application - Single Parallel to Mains AMF application - Multiple parallel genset Island application.
- Pushbutton for forcing Mains Breaker/contactor or Genset Breaker/contactor.
- Push-buttons: start/stop, fault reset, up/down/page/enter selection.
- Multiple parallel and Power Management operation with digital load AVR sharing.
- Automatic synchronizing and power control (via speed goveroner or ECU)
- Baseload Import/Export and Peak shaving
- Voltage and PF control (AVR).
- Configurable digital I/O (12/12) and analogue inputs (3).
- Integrate PLC programmable functions.
- Event-based history (up to 500records).
- Selectable measurement range 120/277V and 0-1/0-5A.
- Remote starting and Blocking signal availability.
- DC system disconnection switch.
- Acoustic alarm.
- Automatic battery charger.
- 2xRS232/RS485/USB Communication ports.
- Settable PASSWORD for protection level.

PROTECTION WITH ALARM AND SHUTDOWN

- Engine protections: low fuel level, low oil pressure, high engine temperature.
- Genset protections: under/over voltage, overload, under/over frequency, starting failure, under/over battery voltage
- Others: overcurrent, shortcircuit, reverse power, Earth fault

OTHERS PROTECTION:

- Circuit breaker protection: IV poles Motorized.
- Emergency stop button.
- Panel protected through door with lochetable handle

OUT PUT PANEL MPP

Multi-pin connectors (in and out) for parallel with other generators	n	2
Connecting cable with 2 connectors multipin (length 10m)	n	1
External terminal board		ETB



Supplements:

To be ordered with the equipment :

CONTROL PANEL SUPPLEMENT

RCG - Various supplements for remote controls - available for models:	ACP MPP
TLP - Various supplements for remote signals - available for models:	ACP MPP
ADI - Adjustable Differential Intensity - available only for models:	ACP
TIF - IV Poles Circuit Breaker instead of III - available for models:	ACP
ETB - External Terminal Board - available for models:	ACP



Socket kit

SKB socket kit B - available for models:	ACP MCP
Component version	IP67
Individual CB and Earth Fault protection	√
3P+N+T 400V 63A IP67	n 1
230V/16A 2P+T CEE IP67	n 1
230V 16A SCHUKO IP68	n 1
3P+N+T CEE 400V 16A IP67	n 1
NB: for assembly is necessary:	ETB

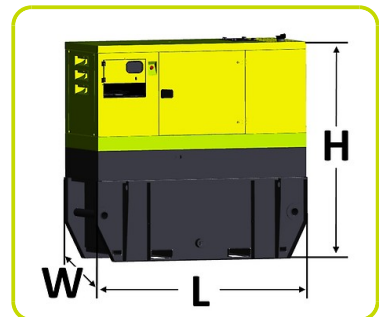


GENSET EQUIPMENT

KPR - Premium Kit (Leak Proof Tray - Leakage detection sensor - Manual oil drain pump)	
AFP - Automatic Fuel Pump	ACP MPP
KRT - Kit Rental which includes fuel filter with water separator, 3-way fuel valve, battery switch, earth rod, docs folder)	

Extended Fuel Tank

Fuel tank capacity	l	1750
Length (Genset)	(L) mm	3414
Width (Genset)	(W) mm	1398
Height (Genset)	(H) mm	2749



ENGINE SUPPLEMENTS

PHS - Coolant Pre-Heating System - available for models:	ACP MPP
--	---------

Accessories

Items available as accessory equipment

STR - Site trailer

RTR - Road Trailer



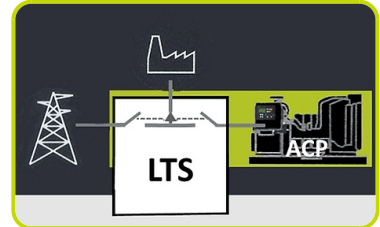
LTS - Load Transfer Switch [Accessories for ACP Automatic Control Panel]

The Load Transfer Switch (LTS) panel operates the power supply changeover between the generator and the Mains in backup applications, guarantying the feeding to the load within a short period of time.

It consists of a standalone cabinet which can be installed separate from the generating set. The logic control of the power supply changeover is operated by means of the Automatic Control Panel (ACP) mounted on the generating set, so therefore none logic device is required on the LTS panel.

LTS Type ATyS_D:

- Box type: steel enclosures
- Installation mode: Wall mounted <400A; Floor Standing =>630A
- Door: Hinged door closed with double barb locking.
- Ingress Protection: IP43
- Gland Plates: Removable on the top & bottom side
- Connections: Bottom/Bottom
- Motor unit
- Gland Plates: Removable on the top & bottom side
- Connections: Bottom/Bottom
- Motor unit
- Switch position indicator
- Auto/Manual cover selector
- Housing for manual handle
- Padlocking mechanism
- Two side by side mounted load break switches
- Poles 4
- Double coils self-powered
- Voltage (coils): 208/277VAC (Tolerance+/-20% 166/333VAC)
- Frequency 50 & 60HZ
- Interface ATyS D10, fixed on the door for the status indication: Two lights to indicate the voltage presence of the grid and the diesel generator; Two lights for the switch position; Functionality mode (auto/manual) and cover protection IP65.
- Compliant with IEC 60947-3, EN 61439-6-1 and GB 14048-11



LTS SUPPLEMENTS AVAILABLE ON REQUEST:

- **ESB** - Emergency Stop Button (installed on the panel front)
- **APP** - Additional IPXXB Protection (internal plexiglass)

The information is aligned with the Data file at the time of download. Printed on 17/09/2019 (ID 2071)

©2019 | PR INDUSTRIAL s.r.l. | All rights reserved | Image shown may not reflect actual package. Specifications subject to change without notice

